

Farglory Land Introduction

March.11, 2026

美好共生 Living Better

Disclaimer

This document is confidential and has been prepared by Farglory Land Development Co Ltd (the “Company”) solely for use at the investor presentation of the Company and may not be reproduced, retransmitted or further distributed to any other person or published, in whole or in part, for any other purpose.

This document does not constitute or form part of any advertisement of securities, any offer or invitation to sell or issue or any solicitation of any offer to purchase or subscribe for, any shares in the Company or Global Depositary Receipts (GDRs), nor shall it or any part of it nor the fact of its presentation or distribution form the basis of, or be relied on in connection with, any contract or investment decision.

No reliance may be placed for any purpose whatsoever on the information contained in this document or on assumptions made as to its completeness. No representation or warranty, express or implied, is given by the Company, its subsidiaries or any of their respective advisers, officers, employees or agents, as to the accuracy of the information or opinions or for any loss howsoever arising, directly or indirectly, from any use of this presentation or its contents.

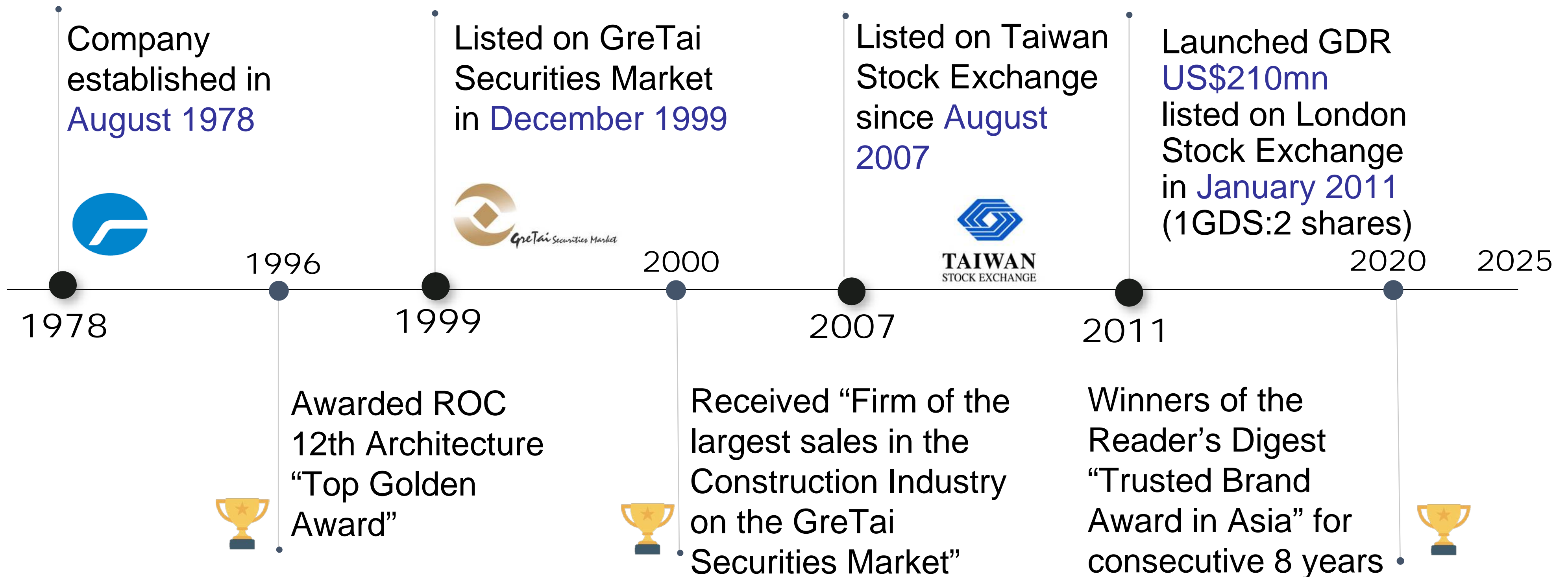
The distribution of this document in other jurisdictions may be restricted by law and any person into whose possession this document comes should inform themselves about, and observe, any such restrictions. This document may include forward-looking statements. These forward-looking statements include matters that are not historical facts or statements regarding the Company’s intentions, beliefs or current expectations concerning, among other things, the Company’s results of operations, financial condition, liquidity, prospects, growth, strategies, and the industry in which the Company operates. By their nature, forward-looking statements involve risks and uncertainties because they relate to events and depend on circumstances that may or may not occur in the future. The Company cautions you that forward-looking statements are not guarantees of future performance and that the Company’s actual results of operations, financial condition and liquidity and the development of the industry in which the Company operates may differ materially from those made in or suggested by the forward-looking statements contained in this document. In addition, even if the Company’s results of operations, financial condition and liquidity and the development of the industry in which the Company operates are consistent with the forward-looking statements contained in this document, those results or developments may not be indicative of results or developments in future periods. The Company does not undertake any obligation to review or confirm analysts’ expectations or estimates or to update any forward-looking statements to reflect events that occur or circumstances that arise after the date of this presentation.

By attending this presentation you agree to be bound by the foregoing terms.

Overview and Competitive Strengths

Major Milestones

Farglory from establishment to become one of the largest real estate developers in Taiwan

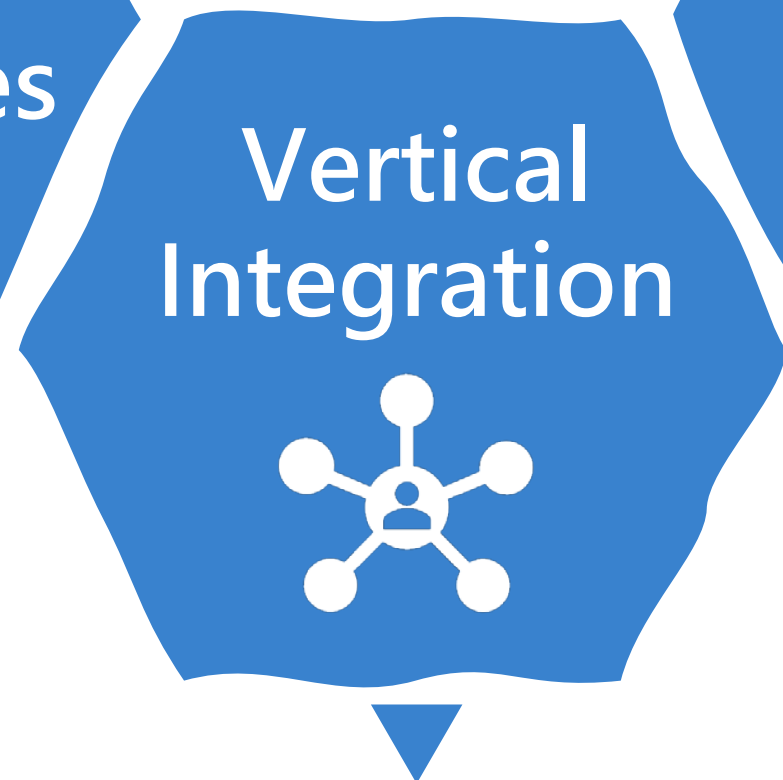
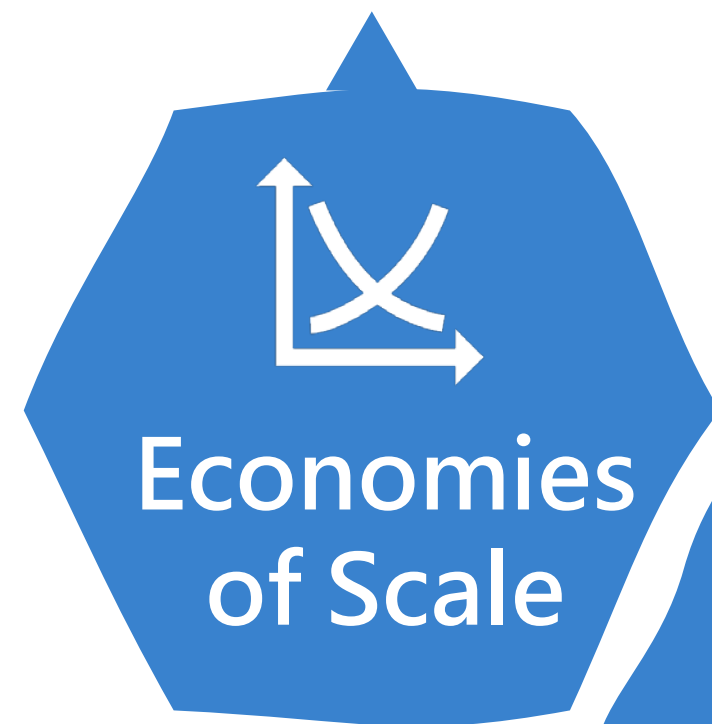


- ✓ Ability to implement large-scale community projects.
- ✓ First property developer in Taiwan to launch GDR .
- ✓ Rewarded "Trusted Brand Award in Asia".

Competitive Strengths

☑ One of the largest real estate developers in Taiwan by market capital

Large development enjoying economies of scale



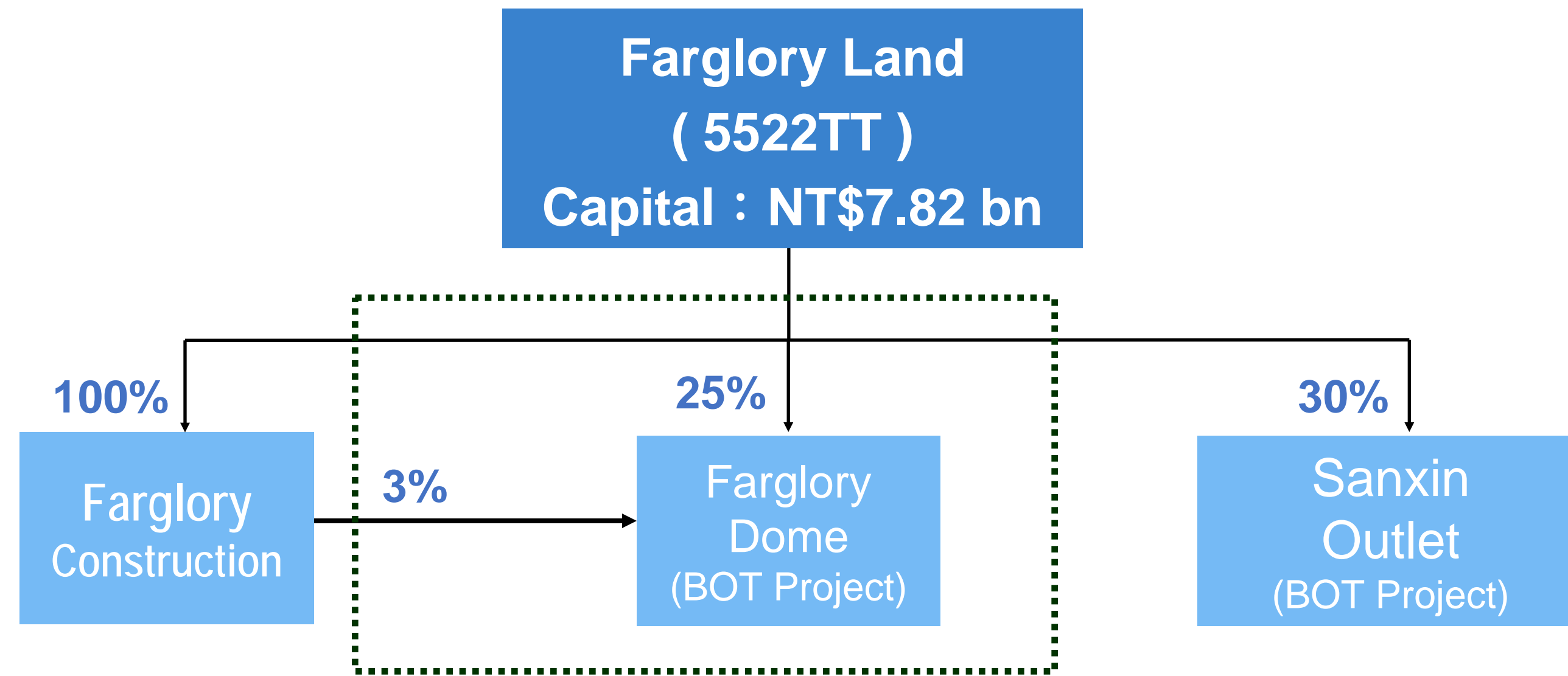
Low-cost land in strategic locations with high growth potential

Premium brand name with quality and innovation

Effective cost control and prudent financial management

Experienced and visionary management team

Investment Structure



Company	Investment Book value	Stake%	Method	Note
Farglory Construction	NT\$ 1,175mn	100%	Consolidated Entities	Adopt Vertical integration.
Farglory Dome	NT\$ 7,800mn	28%	Equity method	BOT project signed with Taipei City Government.
Sanxin Outlet	NT\$ 701mn	30%	Equity method	BOT project, JV with Mitsui, an outlet mall in Linkou, New Taipei City.

Consolidated Income Statement

Item	2019		2020		2021		2022		2023		2024		3Q 2025	
	NT\$bn	% of Rev.	NT\$bn	% of Rev.	NT\$bn	% of Rev.	NT\$bn	% of Rev.	NT\$bn	% of Rev.	NT\$bn	% of Rev.	NT\$bn	% of Rev.
Revenue	20.67	100%	26.85	100%	33.14	100%	26.58	100%	21.84	100%	22.4	100%	9.65	100%
Gross Margin	5.94	29%	7.18	27%	11.17	34%	9.24	35%	6.57	30%	7.09	32%	3.36	35%
Operating Expenses	(1.75)	(9%)	(2.14)	(8%)	(3.11)	(9%)	(2.53)	(10%)	(1.92)	(8%)	(2.26)	(10%)	(1.32)	(14%)
Operating Income	4.20	20%	5.10	19%	8.18	25%	6.94	26%	4.70	22%	4.84	22%	2.04	21%
Net Income	3.14	15%	3.83	14%	6.08	18%	5.51	21%	3.72	17%	3.37	15%	1.36	14%
EPS (NTD/Share)	3.89		4.86		7.78		7.04		4.76		4.32		1.74	
Dividend (NTD/Share)	3.61		4.5		5.5		5.0		3.5		3.1		-	
Dividend Payout Ratio (%)	92.8%		92.6%		70.7%		71.0%		73.5%		71.8%		-	

Consolidated Balance Sheet

項 目	Dec.31, 2019		Dec.31, 2020		Dec.31, 2021		Dec.31, 2022		Dec.31, 2023		Dec.31, 2024		Sept.30, 2025	
	NT\$bn	%	NT\$bn	%	NT\$bn	%	NT\$bn	%	NT\$bn	%	NT\$bn	%	NT\$bn	%
Land	13.04	15%	16.35	18%	18.98	20%	21.85	23%	18.74	19%	21.86	21%	12.41	11%
Construction in process	23.46	27%	32.34	35%	31.11	33%	37.38	40%	45.73	48%	51.8	50%	56.25	51%
Completed inventories	21.14	24%	12.0	13%	11.64	12%	5.77	6%	2.70	3%	1.87	2%	0.89	1%
Inventory Subtotal	57.64	66%	60.69	66%	61.73	65%	64.99	68%	67.16	70%	75.53	73%	86.93	78%
Cash and current financial assets	13.37	15%	12.84	14%	16.65	18%	13.79	14%	8.65	9%	6.75	7%	2.58	2%
Investment property	1.86	2%	1.77	2%	1.59	2%	1.29	1%	1.21	1%	1.15	1%	1.11	1%
Long-term equity investments	6.09	7%	6.57	7%	6.47	7%	7.48	8%	8.53	9%	8.28	8%	7.96	7%
Total Assets	86.95	100%	91.66	100%	95.12	100%	95.58	100%	96.14	100%	103.3	100%	11.07	100%
Financial debt –loans	27.56	32%	31.86	35%	29.82	31%	32.70	34%	32.79	34%	35.95	35%	38.24	35%
Advances from customers	6.80	8%	8.18	9%	9.48	10%	8.58	9%	8.70	9%	11.23	11%	16.3	15%
Total Debts	45.32	52%	49.94	54%	50.76	53%	50.78	53%	50.67	53%	56.98	55%	64.7	58%
Share capital (NT\$10/share)	8.06	9%	7.82	9%	7.82	8%	7.82	8%	7.82	8%	7.82	8%	7.82	7%
Total Equity	41.63	48%	41.73	46%	44.36	47%	44.81	47%	45.47	47%	46.36	45%	46.04	42%
Book Value (NTD/Share)	NTD 51.63		NTD 53.37		NTD 56.76		NTD 57.32		NTD 58.17		NTD 59.31		NTD 58.87	
Current Ratio	199%		169%		173%		172%		172%		167%		166%	
Net Gearing (Financial net debt to equity)	34%		46%		30%		42%		53%		63%		77%	

Growth Strategies and Land Bank

Growth Strategies



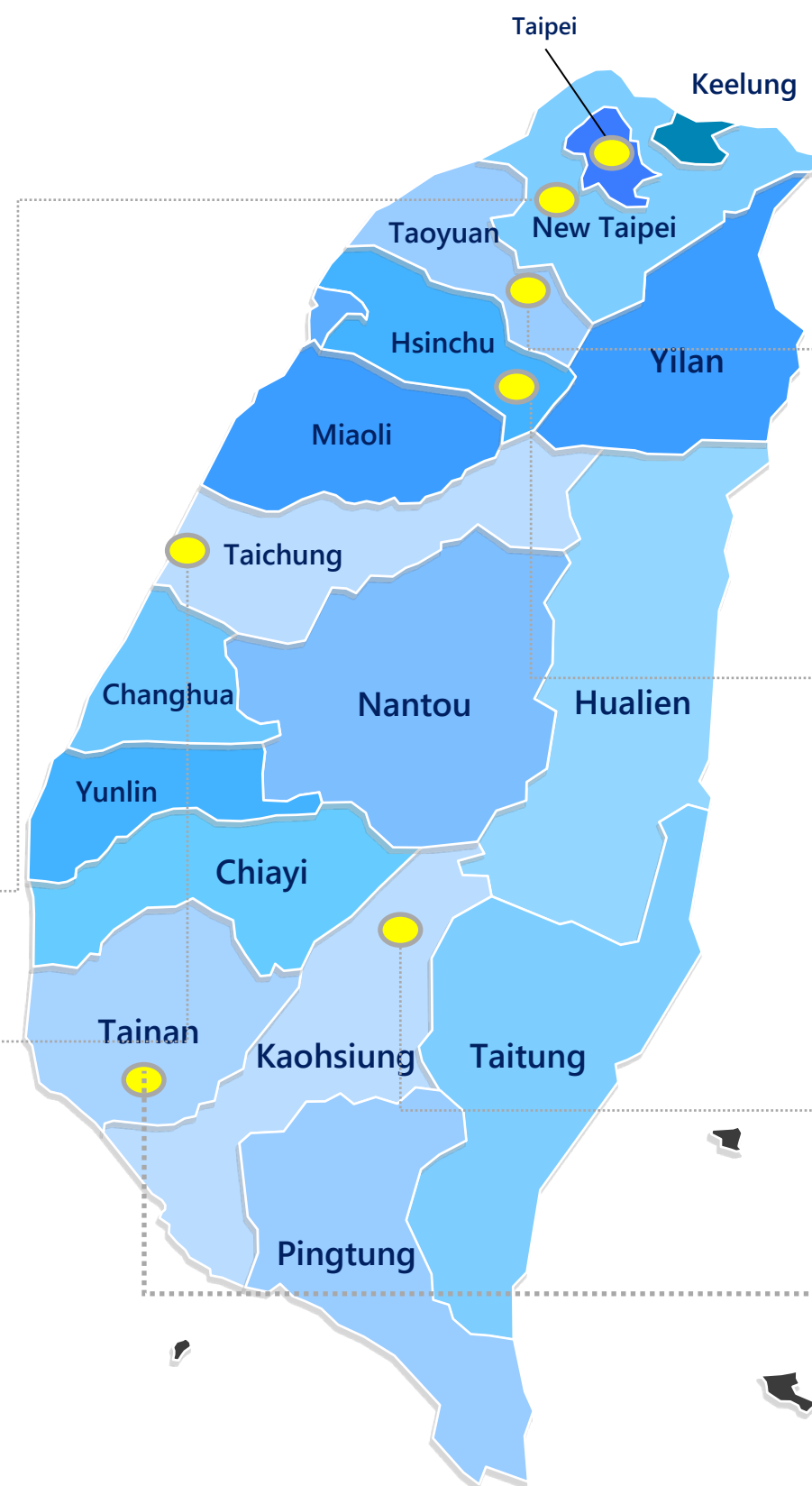
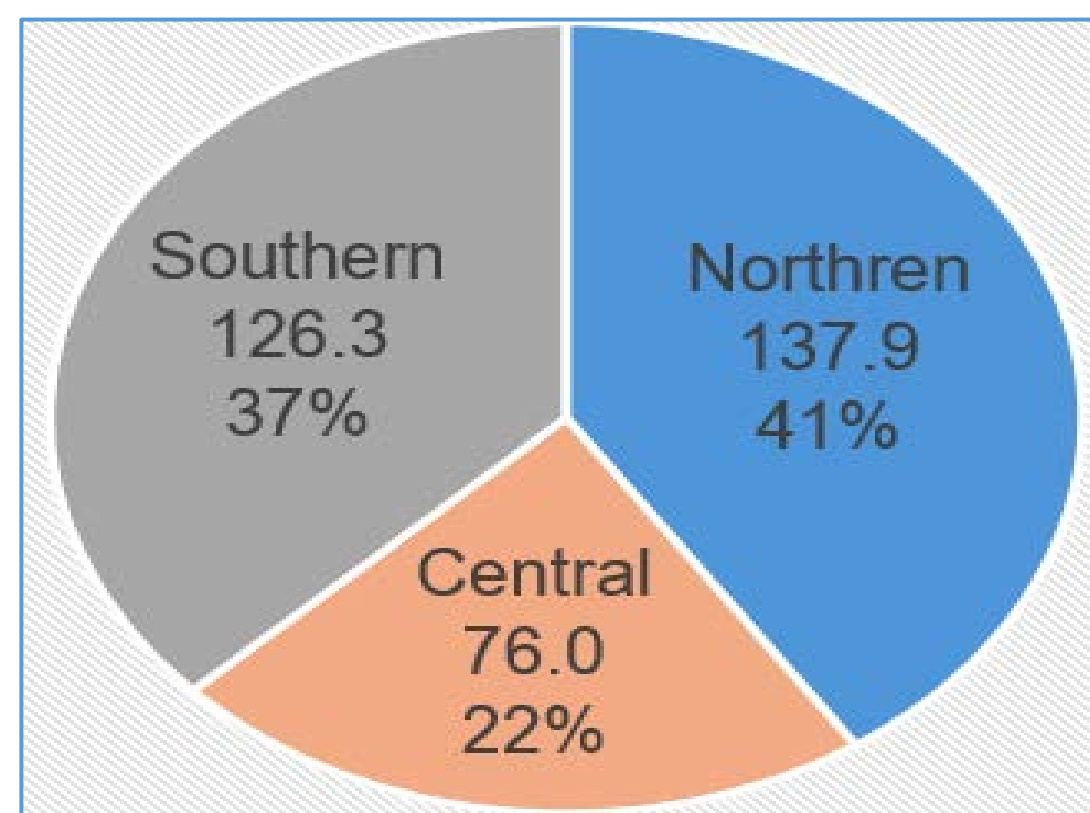
- Focus on seven major cities and renewal in Taiwan
- Investment in Taipei Dome & Outlet Project with commercial facilities
- Differentiate our products through quality and innovation while maintaining prudent financial leverage



With proven track record, we will continue to focus on seven major cities in Taiwan

Development Land Bank in Taiwan

Office & Industrial, Taipei City 6%	
2025 :	9.5 NT\$bn
Land Bank :	9.5 NT\$bn
Housing, Taipei City 9%	
2025 :	4.1 NT\$bn
2028 :	7.6 NT\$bn
Land Bank :	17.2 NT\$bn
Industrial, New Taipei City 2%	
2027 :	3.1 NT\$bn
Land Bank :	5.3 NT\$bn
Housing, New Taipei City 10%	
Land Bank :	34.6 NT\$bn



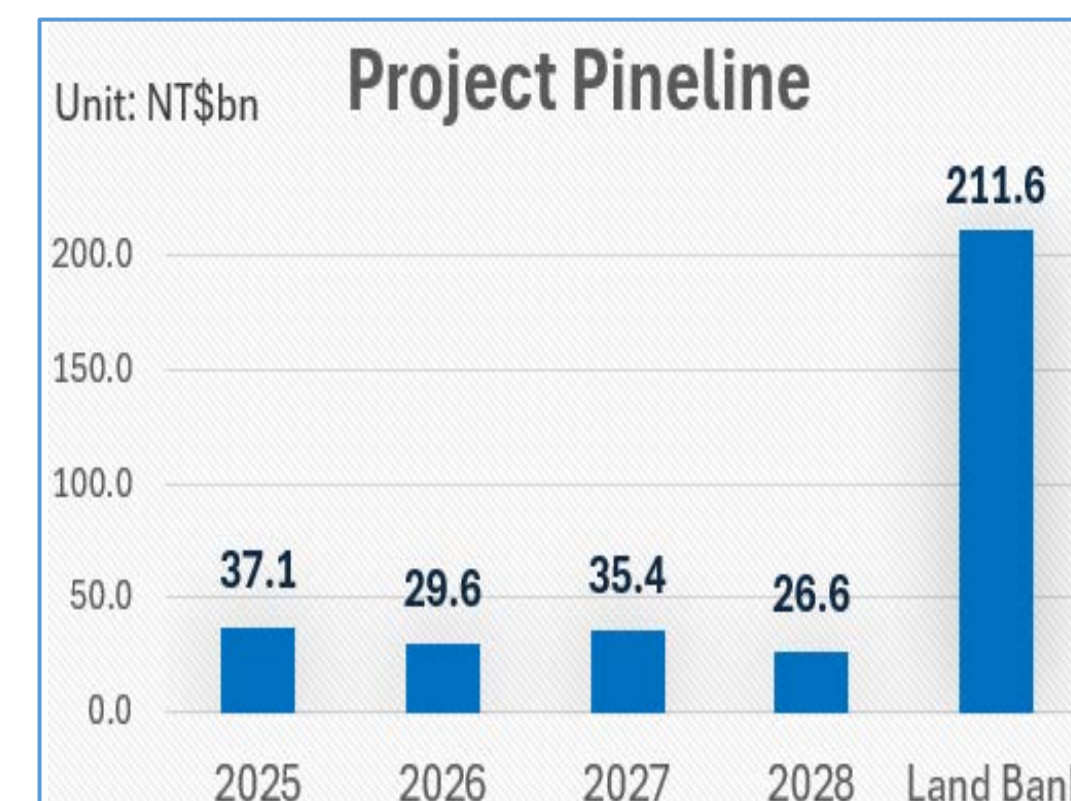
Taoyuan City 13%	
2025 :	2.8 NT\$bn
2026 :	5.3 NT\$bn
2028 :	4.8 NT\$bn
Land Bank :	31.8 NT\$bn

Hsinchu City 1%	
Land Bank :	2.4 NT\$bn

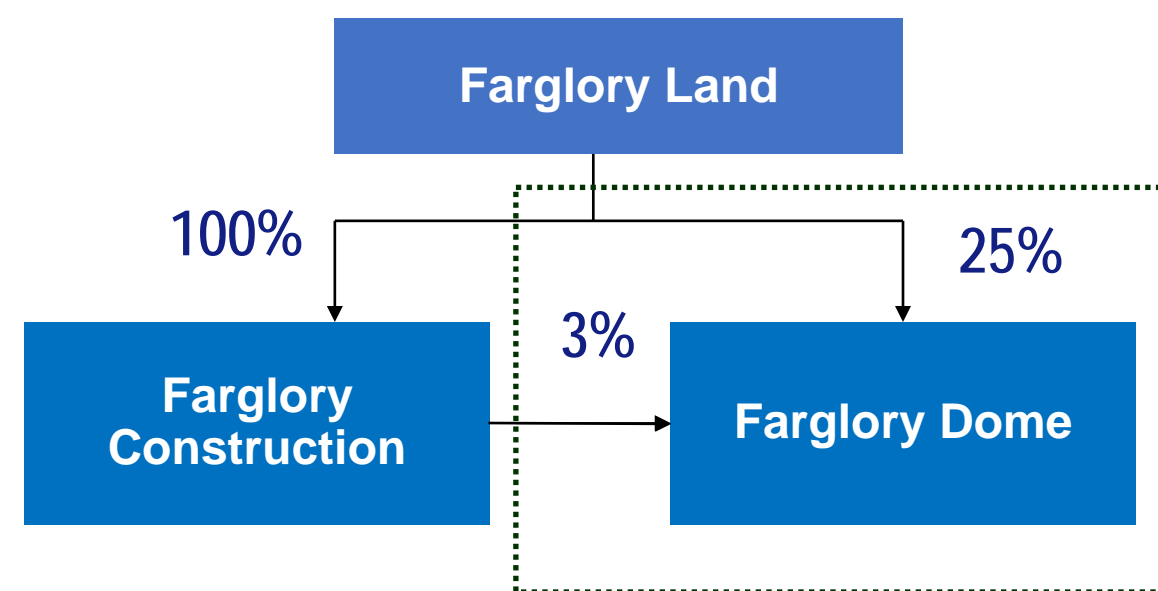
Kaohsiung City 28%	
2026 :	11.2 NT\$bn
2027 :	13.0 NT\$bn
Land Bank :	71.5 NT\$bn

Taichung City 22%	
2025 :	18.2 NT\$bn
2026 :	6.3 NT\$bn
2027 :	13.1 NT\$bn
2028 :	14.3 NT\$bn
Land Bank :	24.2 NT\$bn

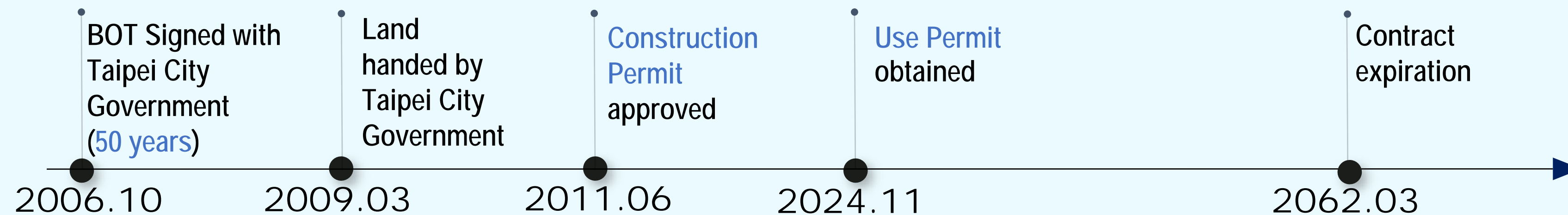
Tainan City 9%	
2025 :	2.5 NT\$bn
2026 :	6.9 NT\$bn
2027 :	6.1 NT\$bn
Land Bank :	15.1 NT\$bn



Taipei Dome Project (Farglory Dome)



Development Schedule



Operating Items

Operation type	Self-operation			Rental			Total	
	Dome	Hotel	Parking Area	Office	Mall	Movie Theater		Dome Square
Gross floor area (pings)	36,000	17,000	42,000	11,000	32,000	4,000	5,000	147,000

Note1: Farglory Dome capital is at 34.725 billion and Farglory Land's consolidated holdings at Farglory Dome is 28%.

Note2: Dome and surrounding shops is open and Office tenants will be onboarded at 1H2025. Movie Theater will be opened at 4Q2025. Mall & Hotel will be open at 1Q2026 & 2Q2026, respectively.

Thank you for your kind attention.

IR Contact Information

- Ching-Lin Heieh
Spokesman
Vice President
Tel : (886) 2 2723-9999 Ext. 2200
E-mail: b3576@farglory.com.tw
- Steven Lo
Co-Spokesman
Senior Manager
Tel : (886) 2 2723-9999 Ext. 2270
E-mail: b7125@farglory.com.tw

Website Information

- Announcement on TSE website:
<http://emops.twse.com.tw/>
Ticker: 5522